

Speed Enforcement Evaluator

Location:
Barrington Street

Total Percentage of Enforceable Violations

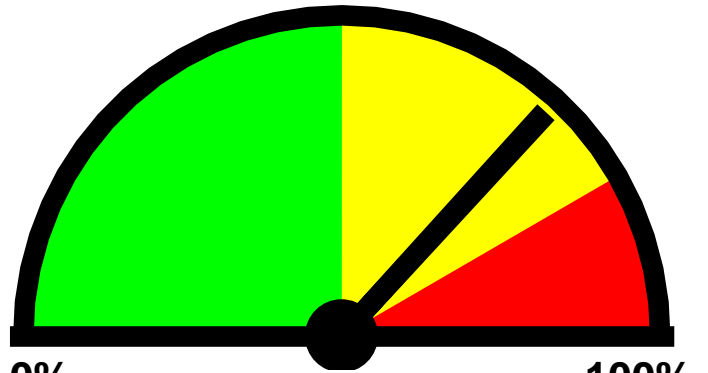
Closest Cross Street:
 Spring Garden Rd

Analysis Dates:
 Tuesday, July 3, 2018
 Tuesday, July 10, 2018

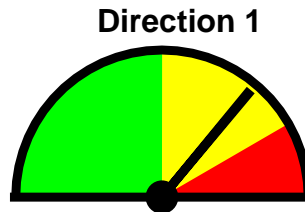
Equipment Used:
 Black CAT Radar

Installed By:
 Jim S.

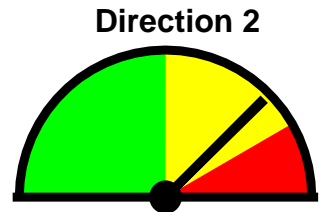
Requested By:
 Ward 3 Councillor



0% **100%**
Posted Speed Limit: 60 KPH
Enforcement Tolerance: 15 KPH
Enforcement Limit: 76 KPH & Up
Percentage Above Limit: 73.8%
Enforcement Rating: **MEDIUM**



Percent Above Limit: 72.3%
Enforcement Rating: **MEDIUM**



Percent Above Limit: 75.4%
Enforcement Rating: **MEDIUM**

Combined

1-50	51-55	56-60	61-65	66-70	71-75	76-80	81-85	86-90	91-95	96-100	101-105	106-110	>110
63	40	108	213	469	530	1365	1073	556	555	227	130	55	56

85 percentile = 91

Direction 1

1-50	51-55	56-60	61-65	66-70	71-75	76-80	81-85	86-90	91-95	96-100	101-105	106-110	>110
34	17	51	114	229	296	715	482	240	269	103	59	32	31

85 percentile = 91

Direction 2

1-50	51-55	56-60	61-65	66-70	71-75	76-80	81-85	86-90	91-95	96-100	101-105	106-110	>110
29	23	57	99	240	234	650	591	316	286	124	71	23	25

85 percentile = 91